

TEST REPORT

Venture Tape
30 Commerce Road
Rockland, MA 02370-0384

DATE: December 15, 2004

REPORT NO.: 074006

Attn: Mr. Greg Wright

P.O. NO.: 29070

DESCRIPTION OF SAMPLE

Product Number: Venture Tape 7510, 7513, 7514, 3M 150 Micron, 3M 300 Micron conditioned by UV for, 0, 500, 1000, 1500 and 2000 Hours

WORK REQUESTED

Validate per GM 9508P chip resistance of the 5 tape types for the 5 UV exposure times. The test will be run at 23°C ± 5°C, 50 ± 10% RH.

Yellowing Index per ASTM E313 measurements will also be taken for each of the tapes against the controls

Visual Rating

TEST RESULTS**Venture 7510M**

0 Hours UV			500 Hours UV			1000 Hours UV			1500 Hours UV			2000 Hours UV		
Yellow Index: 1.56			Yellow Index: 8.32			Yellow Index: 7.44			Yellow Index: 7.25			Yellow Index: 5.32		
1 Pint	2 Pint	4 Pint	1 Pint	2 Pint	4 Pint	1 Pint	2 Pint	4 Pint	1 Pint	2 Pint	4 Pint	1 Pint	2 Pint	4 Pint
9	9	7	9	9	7	9	9	7	9	9	7	9	9	7

Venture 7513M

0 Hours UV			500 Hours UV			1000 Hours UV			1500 Hours UV			2000 Hours UV		
Yellow Index: -0.21			Yellow Index: 4.20			Yellow Index: 6.16			Yellow Index: 6.57			Yellow Index: 8.15		
1 Pint	2 Pint	4 Pint	1 Pint	2 Pint	4 Pint	1 Pint	2 Pint	4 Pint	1 Pint	2 Pint	4 Pint	1 Pint	2 Pint	4 Pint
9	9	7	9	9	7	9	9	7	9	9	7	9	9	7

TEST RESULTS, Continued

Venture 7514M														
0 Hours UV			500 Hours UV			1000 Hours UV			1500 Hours UV			2000 Hours UV		
Yellow Index: 0.05			Yellow Index: 3.18			Yellow Index: 6.76			Yellow Index: 7.62			Yellow Index: 7.34		
1 Pint	2 Pint	4 Pint	1 Pint	2 Pint	4 Pint	1 Pint	2 Pint	4 Pint	1 Pint	2 Pint	4 Pint	1 Pint	2 Pint	4 Pint
9	9	7	9	9	7	9	9	7	9	9	7	9	9	7

3M 150 Micron														
0 Hours UV			500 Hours UV			1000 Hours UV			1500 Hours UV			2000 Hours UV		
Yellow Index: 2.11			Yellow Index: 8.39			Yellow Index: 10.25			Yellow Index: 11.55			Yellow Index: 6.61		
1 Pint	2 Pint	4 Pint	1 Pint	2 Pint	4 Pint	1 Pint	2 Pint	4 Pint	1 Pint	2 Pint	4 Pint	1 Pint	2 Pint	4 Pint
9	9	7	9	9	7	9	8	7	9	8	7	9	8	7

3M 300 Micron														
0 Hours UV			500 Hours UV			1000 Hours UV			1500 Hours UV			2000 Hours UV		
Yellow Index: 0.66			Yellow Index: 7.41			Yellow Index: 10.91			Yellow Index: 12.07			Yellow Index: 8.97		
1 Pint	2 Pint	4 Pint	1 Pint	2 Pint	4 Pint	1 Pint	2 Pint	4 Pint	1 Pint	2 Pint	4 Pint	1 Pint	2 Pint	4 Pint
9	9	7	9	9	7	9	9	7	9	9	7	9	9	7

Parts are rated per attached scale shown in GM 9508P and Yellowing Scale per ASTM E313.

VISUAL RATING

The visual rating is based on a scale of 1 to 5 (1= Best Performance, 5=Worst Performance), by comparing the sample in exposure and amount of impact gravel. See Table below.

Sample	Exposure	1 Pint	2 Pints	4 Pints
Venture 7510	0	3	5	5
Venture 7513	0	1	1	1
Venture 7514	0	4	3	3
3M 150 Micron	0	5	4	4
3M 300 Micron	0	2	2	2
Venture 7510	500 Hours	2	4	4
Venture 7513	500 Hours	1	3	1
Venture 7514	500 Hours	1	1	3
3M 150 Micron	500 Hours	4	5	5
3M 300 Micron	500 Hours	5	2	2
Venture 7510	1000 Hours	2	3	4
Venture 7513	1000 Hours	1	1	3
Venture 7514	1000 Hours	4	4	1
3M 150 Micron	1000 Hours	3	5	5
3M 300 Micron	1000 Hours	5	2	2
Venture 7510	1500 Hours	2	2	4
Venture 7513	1500 Hours	1	3	1
Venture 7514	1500 Hours	5	1	3
3M 150 Micron	1500 Hours	4	5	5
3M 300 Micron	1500 Hours	3	4	2
Venture 7510	2000 Hours	4	4	4
Venture 7513	2000 Hours	1	1	1
Venture 7514	2000 Hours	3	3	3
3M 150 Micron	2000 Hours	5	5	5
3M 300 Micron	2000 Hours	2	2	2

BODYCOTE MATERIALS TESTING, INC.


Venture Tape
#074006

Photograph Appendix

Figure 1	Control	1 Pint
Figure 2	500 Hour UV	1 Pint
Figure 3	1000 Hour UV	1 Pint
Figure 4	1500 Hour UV	1 Pint
Figure 5	2000 Hour UV	1 Pint
Figure 6	Control	2 Pints
Figure 7	500 Hour UV	2 Pints
Figure 8	1000 Hour UV	2 Pints
Figure 9	1500 Hour UV	2 Pints
Figure 10	2000 Hour UV	2 Pints
Figure 11	Control	4 Pints
Figure 12	500 Hour UV	4 Pints
Figure 13	1000 Hour UV	4 Pints
Figure 14	1500 Hour UV	4 Pints
Figure 15	2000 Hour UV	4 Pints

Venture Tape
#074006

Figure 1
Control sample after 1pint of stone impact




Venture Tape
#074006

Figure 2
500 hr UV sample after 1 pint of stone impact



Venture Tape
#074006

Figure 3
1000 hr UV sample after 1 pint of stone impact




Venture Tape
#074006

Figure 4
1500 hr UV sample after 1 pint of stone impact




Venture Tape
#074006

Figure 5
2000 hr UV sample after 1 pint of stone impact




Venture Tape
#074006

Figure 6
Control sample after 2 pints of stone impact



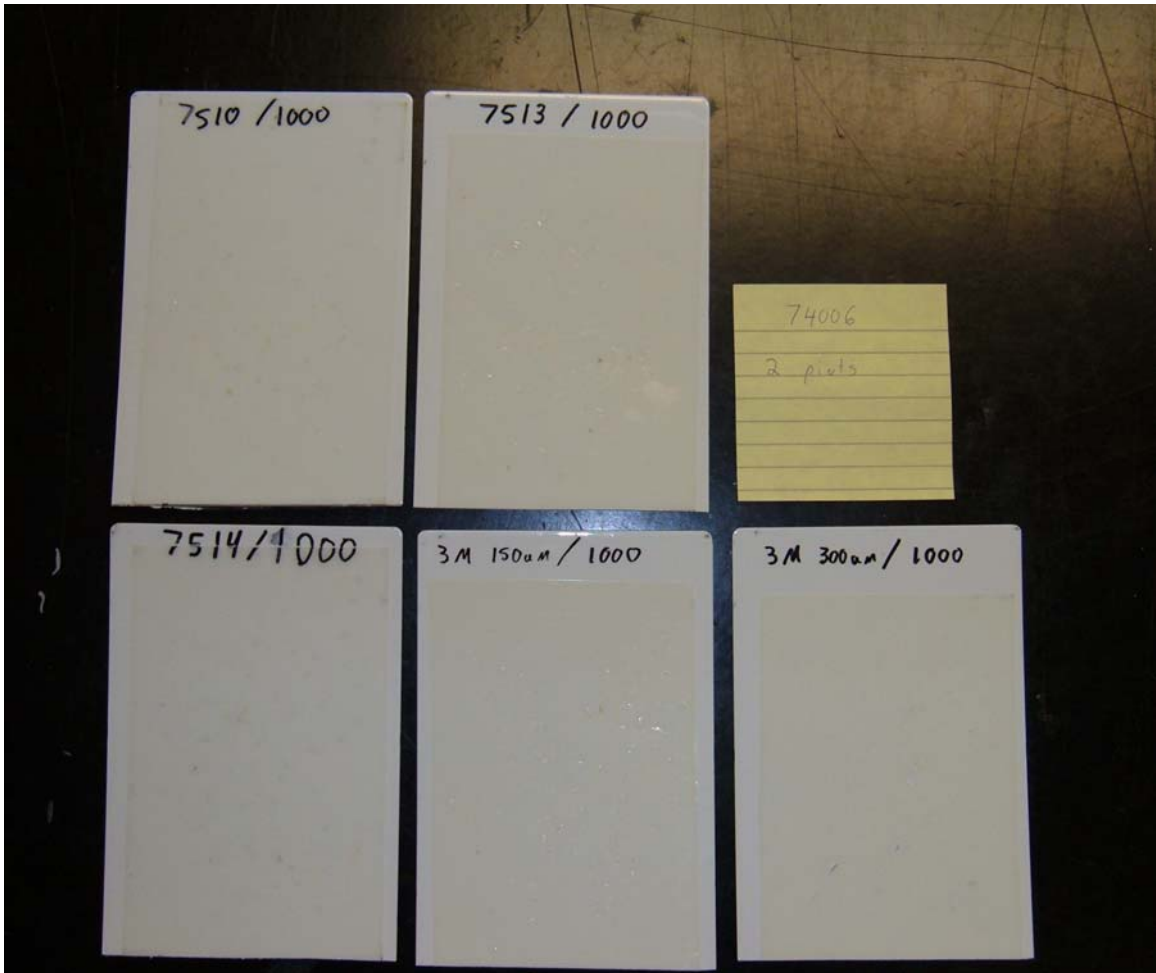
Venture Tape
#074006

Figure 7
500 hr UV sample after 2 pints of stone impact




Venture Tape
#074006

Figure 8
1000 hr UV sample after 2 pints of stone impact



Venture Tape
#074006

Figure 9
1500 hr UV sample after 2 pints of stone impact




Venture Tape
#074006

Figure 10
2000 hr UV sample after 2 pints of stone impact



Venture Tape
#074006

Figure 11
Control sample after 4 pints of stone impact



Venture Tape
#074006

Figure 12
500 hr UV sample after 4 pints of stone impact




Venture Tape
#074006

Figure 13
1000 hr UV sample after 4 pints of stone impact



Venture Tape
#074006

Figure 14
1500 hr UV sample after 4 pints of stone impact



Venture Tape
#074006

Figure 15
2000 hr UV sample after 4 pints of stone impact

